



# Teams, Countries and Cultures

A single lesson, cross-curriculum Curiosity Pack for Grade 6

## At a Glance

**Topic:** The FIFA World Cup

**Age Level:** Grade 6

**Session Length:** 45–60 minutes

Wonder Seekers will:

- investigate World Cup teams and countries
- explore how football connects people around the world
- discover cultural traditions linked to different nations
- compare countries and teams
- record observations and discoveries
- create a way to share what they learned

## Lesson Overview

This Curiosity Pack introduces Wonder Seekers to the global nature of football through countries, cultures, and national teams.

Learners explore how the FIFA World Cup brings together nations from around the world. Through maps, flags, team information, cultural discoveries, and football traditions, learners investigate how sport can connect people across different places and cultures.

The lesson combines geography, culture, inquiry, communication, and creativity through investigation and flexible creative tasks.

This learning experience supports:

- observation and questioning
- comparing and classifying
- identifying global connections
- organising information
- cultural understanding
- creative communication
- explaining ideas in different ways



The lesson is designed using inclusive learning principles, supporting diverse learning needs through:

- self-paced learning
- visual supports
- flexible activity choices
- hands-on exploration
- multiple ways to show learning

### **Session Length**

**Total learning time:** 45–60 minutes

Wonder Seekers may:

- ✓ complete the lesson in one session
- ✓ pause and return later
- ✓ spend longer on favourite activities
- ✓ simplify or extend the task

### **Learning Focus**

This Curiosity Pack explores:

- World Cup teams and countries
- geography and global connections
- culture and national identity
- football around the world

Learners will:

- ✓ investigate countries represented at the World Cup
- ✓ identify cultural features and traditions
- ✓ compare teams, countries, and places
- ✓ organise ideas visually
- ✓ communicate discoveries through drawing, building, writing, or discussion
- ✓ create a World Cup country project

### **Success Looks Like**

Success may look different for each Wonder Seeker.

Examples may include:

- ✓ identifying countries that participate in the World Cup
- ✓ locating countries on a map



- ✓ describing cultural traditions or national symbols
- ✓ comparing different countries or teams
- ✓ creating a labelled map, chart, poster, or fact page
- ✓ building a model or display
- ✓ designing a World Cup country project
- ✓ sharing discoveries in a way that works for them

Exploring, noticing, comparing, and creating are all part of success.

## **Materials**

You may want:

- paper or workbook
- pencils and coloured pencils
- world maps or atlases
- pictures of World Cup teams and countries
- books or websites about countries and football
- scissors
- glue or tape
- cardboard or craft paper

Optional:

- recycled materials
- craft materials
- tablet/computer
- printer
- flags or country fact cards
- globe
- coloured markers or stickers

## **Suggested Learning Resources**





### **FIFA World Cup**

<https://www.fifa.com>

Information about World Cup teams, countries, tournaments, and football around the world.

### **Online Safety Reminder**

When exploring online, remember:

-  Ask an adult first
  -  Use trusted learning websites
  -  Keep personal information private
  -  Tell an adult if something feels wrong
- Stay curious and stay safe.



## **National Geographic Kids – Countries**

<https://kids.nationalgeographic.com>

Maps, facts, photographs, and information about countries, cultures, and places.

## **Google Earth**

<https://earth.google.com>

Explore countries, cities, landmarks, and stadium locations around the world.

## **Britannica Kids**

<https://kids.britannica.com>

Child-friendly articles about countries, cultures, geography, and world events.

## **Universal Design for Learning Supports**

This Curiosity Pack supports different ways of learning by providing flexible choices for engagement, learning, and expression.

### **Multiple ways to engage**

Learners can:

- choose which country or team to investigate
- focus on geography, culture, football traditions, or national identity
- move between mapping, reading, drawing, comparing, building, and discussing
- take movement or sensory breaks during the lesson
- work independently or with support
- use maps, flags, photographs, videos, or fact cards
- spend more time on parts of the lesson that feel interesting

### **Multiple ways to learn**

Learners can:

- read facts about countries and football cultures
- watch short videos about World Cup nations and supporters
- explore maps, photographs, flags, and diagrams
- compare different countries and teams
- investigate information using charts, fact sheets, and websites
- discuss ideas and discoveries with others

### **Multiple ways to show learning**

Learners can:

- draw and label a map
- write notes, facts, observations, or explanations



- create a poster or fact page
- make a comparison chart
- build a model or display
- explain discoveries verbally
- create a digital design or presentation
- record ideas using words, pictures, symbols, labels, or diagrams
- complete a World Cup Country Project in a way that suits their strengths and interests



## FOR LEARNERS



# Teams, Countries and Cultures

## Wonder Guide






Welcome Wonder Seeker!

The FIFA World Cup brings together countries, cultures, players, and supporters from around the world. Looking closely at the World Cup can provide opportunities to learn about global connections, cultural diversity, and national identity.

Every team represents a country. Each country has its own traditions, languages, landmarks, symbols, celebrations, and football history. Supporters often use flags, colours, songs, and cultural traditions to show pride in their team.



In this Curiosity Pack, Wonder Seekers explore how football connects people across different places and cultures. Looking closely at countries and teams can help Wonder Seekers understand how sport can bring people together.

During the Wonder Journey, Wonder Seekers may:

-  explore countries from around the world
-  investigate World Cup teams
-  discover cultural traditions and national symbols
-  record observations and discoveries
-  create a World Cup country project


The activities guide Wonder Seekers through different parts of the journey. Ideas are explored by investigating countries, noticing similarities and differences, comparing information, and creating something that shares discoveries from the investigation.

Ideas may be shown in many ways:


-  drawing
-  writing notes



 building a model

 making or crafting

 creating digitally

 explaining ideas aloud

Activities may be completed in order or Wonder Seekers may begin with the part that feels most interesting. Taking breaks, testing ideas, noticing connections, and making discoveries are all part of the Wonder Journey.

## **Wonder Investigation**

Wonder Seekers sometimes begin by noticing that the FIFA World Cup includes countries from many different parts of the world. Looking closely at these countries can help Wonder Seekers understand how football connects people, places, and cultures.

Each country participating in the World Cup has its own history, traditions, languages, landmarks, and national symbols. Football often becomes part of these cultural traditions.


Different countries may be explored, such as:




**Argentina**



**Brazil**



**France**



**Japan**



**Australia**



**Morocco**

or other World Cup nations.

Some Wonder Seekers investigate one country in detail, while others compare two or more countries.

Country investigations are often supported by maps, flags, photographs, videos, books, websites, and fact cards.




Wonder Seekers sometimes investigate countries by looking closely at the features that make each place unique.

A country investigation often involves exploring where a country is located, learning about its people and traditions, and discovering how football is part of everyday life.

Some Wonder Seekers focus on one country and collect as many discoveries as they can.

Others compare several countries and look for similarities, differences, and patterns.

Looking carefully at countries and cultures can help Wonder Seekers understand how football is played, celebrated, and enjoyed in different parts of the world.

 As Wonder Seekers explore, they sometimes look closely at clues that help them learn about a country.

Things that may be noticed include:

- location
- continent
- flag
- language
- population
- famous landmarks
- football traditions
- team colours
- cultural celebrations
- similarities and differences

Some Wonder Seekers notice:

- where the country is located
- how supporters celebrate football
- what makes the country unique
- how football is part of the culture
- how countries are similar or different
- what evidence supports these ideas

Wonder Seekers sometimes compare what they notice and look for patterns.

 Questions that may be explored include:


- Where is this country located?
- What languages are spoken there?
- What symbols represent the country?
- How is football celebrated?
- What makes this country unique?



- How is this country similar to or different from others?
- What questions does this country investigation create?

Countries often express identity through sport, culture, traditions, and community celebrations.

Looking closely at similarities and differences can help Wonder Seekers understand how football connects people and cultures around the world.

 When ideas are noticed, some Wonder Seekers like to keep track of their discoveries. Recording observations can make it easier to compare countries, organise information, and remember interesting discoveries noticed during the investigation.

Some Wonder Seekers may record their ideas by:

- drawing a map
- colouring a flag
- labelling important features
- writing short notes
- creating a comparison chart
- making a country fact page
- recording interesting discoveries
- creating a labelled diagram

Looking closely at countries and cultures can help Wonder Seekers understand how football connects people across the world.

## **Wonder Studio**

Wonder Seekers sometimes create something to show what they have discovered about countries, cultures, and football around the world.

Creating a project can provide opportunities to organise discoveries, connect ideas, and share learning in different ways.

A project may focus on one country or bring together discoveries from several parts of the Wonder Journey.

During the investigation, Wonder Seekers explored countries, teams, and cultural traditions connected to the World Cup. Looking back at these discoveries can help Wonder Seekers notice connections between football, identity, and culture.

Different ways of creating can help Wonder Seekers organise and share their discoveries about the global game.

 Some Wonder Seekers create by:

- making a fact page
- designing a poster
- creating a country display



- drawing a labelled map
- building a model
- using digital tools

Different ideas may be included, such as:


- country name
- flag
- location
- continent
- national colours
- football traditions
- famous landmarks
- interesting discoveries
- labels and diagrams
- observations from the investigation

Some Wonder Seekers focus on a single country.

Some compare several countries and cultures.

Some projects focus on geography.

Some projects combine football discoveries with creativity and design.

 As Wonder Seekers create, they sometimes think about the discoveries that interested them most.

Ideas may be organised by:

- sketching a plan
- writing notes
- making labels
- drawing diagrams
- building step by step
- collecting pictures or information
- recording discoveries

One way to explore is to choose a country, team, or discovery from the investigation and create a project that shares what was noticed.





Some Wonder Seekers notice new ideas while creating. Exploring different ways to organise and present discoveries can sometimes lead to new questions and new understandings.

Different ways of creating are all part of the Wonder Journey, and each Wonder Seeker may choose a way that feels comfortable.



## Reflection

How did this Curiosity Pack feel?

-  Loved it
-  Interesting
-  Okay
-  Challenging

Wonder Seekers may think about:

- Which country was most interesting?
- What did you discover about football around the world?
- What similarities or differences did you notice?
- What surprised you?
- What would you like to investigate next?

You may reflect by:

- talking
- drawing
- writing
- building
- recording a short explanation

