



Design Your Future: Knowing Yourself & Planning Ahead

A single lesson, cross-curriculum Curiosity Pack for Grade 10

At a Glance

Topic: Future Planning

Age Level: Grade 10

Session Length: 45–60 minutes

Pathfinders will:

- explore their strengths, interests, and values
- investigate what matters to them
- identify skills and areas for growth
- consider how personal qualities can influence future pathways
- create a Future Pathfinder Profile

Lesson Overview

This Curiosity Pack introduces Pathfinders to future planning through self-discovery, reflection, and creative response.

Learners investigate their strengths, interests, values, and skills to better understand themselves and the opportunities that may suit them in the future. They explore how personal qualities can influence career choices, education pathways, lifestyle decisions, and future goals.

Pathfinders consider how understanding themselves can support decision-making and help them make informed choices about the future.

The lesson combines Personal & Social Capability, Careers Education, English, Humanities, Critical and Creative Thinking, and Health & Physical Education through reflection, investigation, analysis, planning, and communication.

This learning experience supports:

- self-awareness
- reflection and goal setting
- critical thinking
- decision-making



- communication skills
- future planning

The lesson is designed using inclusive learning principles, supporting diverse learning needs through:

- self-paced learning
- visual supports
- flexible activity choices
- hands-on exploration
- multiple ways to show learning

Session Length

Total learning time: 45–60 minutes

Pathfinders may:

- ✓ complete the lesson in one session
- ✓ pause and return later
- ✓ spend longer on favourite activities
- ✓ simplify or extend the task

Learning Focus

This Curiosity Pack explores:

- strengths and interests
- values and priorities
- skills and abilities
- future pathways
- personal goals
- self-understanding

Learners will:

- ✓ reflect on personal strengths and interests
- ✓ identify values and priorities
- ✓ recognise skills and areas for growth
- ✓ organise ideas using charts, diagrams, or notes
- ✓ connect personal qualities to future possibilities
- ✓ communicate discoveries through writing, discussion, drawing, audio, or digital creation
- ✓ create a Future Pathfinder Profile



★ Success Looks Like

Success may look different for each Pathfinder.

Examples may include:

- ✓ identifying personal strengths
- ✓ describing interests and values
- ✓ recognising skills they already have
- ✓ thinking about future possibilities
- ✓ organising ideas using notes or diagrams
- ✓ making connections between personal qualities and future pathways
- ✓ creating a Future Pathfinder Profile

Exploring, reflecting, questioning, planning, and creating are all part of success.

Materials

You may want:

- paper or workbook
- pencils or pens
- sticky notes
- highlighters

Optional:

- tablet or computer
- presentation software
- drawing materials
- digital design tools

Suggested Learning Resources

MyFuture

<https://www.myfuture.edu.au>

Explore careers, interests, strengths, and future pathways.





Victorian Skills Gateway

<https://www.skills.vic.gov.au>

Learn about jobs, industries, apprenticeships, and training options.

Online Safety Reminder

When exploring online, remember:

-  Ask an adult first
-  Use trusted learning websites
-  Keep personal information private
-  Tell an adult if something feels wrong

Stay curious and stay safe.



YouTube – Careers and Future Planning

<https://www.youtube.com>

Search:

- career pathways
- future jobs
- strengths and interests
- goal setting for teenagers

MoneySmart

<https://moneysmart.gov.au>

Explore budgeting, independence, and life planning.

Universal Design for Learning Supports

This Curiosity Pack supports different ways of learning by providing flexible choices for engagement, learning, and expression.

Multiple ways to engage

Learners can:

- choose strengths, interests, or goals to explore
- work independently or with support
- take movement or regulation breaks
- connect learning to personal experiences
- spend more time on areas of interest

Multiple ways to learn

Learners can:

- reflect on experiences
- discuss ideas
- watch videos
- read information
- use visual organisers

Multiple ways to show learning

Learners can:

- write notes
- create diagrams
- make a poster
- record audio



- make slides
- explain ideas verbally





Design Your Future: Knowing Yourself & Planning Ahead

Pathfinder Guide








Welcome Pathfinder!

Before people can make decisions about careers, pathways, and the future, they often spend time understanding themselves. Interests, strengths, values, skills, and experiences can all influence the choices people make and the opportunities they pursue.

During this lesson, you will explore who you are and what matters to you. You will investigate your strengths, interests, values, and skills, and think about how these might connect to your future.







Understanding yourself is often the first step in making decisions about education, careers, lifestyle, and goals.

During this Pathfinder Journey, Pathfinders may:

-  explore strengths and interests
-  identify personal qualities
-  think about values and priorities
-   consider future possibilities
-  organise discoveries
-  create a Future Pathfinder Profile

Ideas may be shown in many ways:



-  drawing
-  writing notes
-  creating charts
-  speaking
-  creating digitally
-  designing

Activities may be completed in order or Pathfinders may begin with the part that feels most interesting.

Taking breaks, noticing patterns, asking questions, and making discoveries are all part of the Pathfinder Journey.

Pathfinder Investigation


Pathfinders sometimes notice that understanding themselves can make future decisions easier.

Strengths, interests, values, and skills often influence the careers people enjoy, the goals they set, and the pathways they choose.


Choose one or more ways to explore yourself.

 Some Pathfinders investigate by:

- identifying strengths
- listing interests
- exploring values
- recognising skills
- thinking about goals
- reflecting on achievements

 Pathfinders may investigate:

- What activities do I enjoy?
- What am I good at?
- What matters most to me?
- What skills have I developed?
- What would I like to improve?
- What kind of future interests me?


 When Pathfinders investigate, they sometimes keep track of what they discover.

Ideas may be recorded by:

- creating a strengths wheel
- writing notes



- making a skills chart
- drawing a mind map
- recording a voice note
- creating a values ranking

 Some Pathfinders may want to use a Future Profile Chart:


Area	My ideas
Strengths	
Interests	
Skills	
Values	
Things I want to learn	

Some Pathfinders notice that understanding themselves can help them recognise opportunities and make future decisions with greater confidence.

Pathfinder Studio

Pathfinders now bring their discoveries together.

The choices people make often begin with understanding who they are. In this activity, you will create something that shows what you discovered about yourself and how it may connect to your future.

 Before creating, Pathfinders may think about:

What strengths stood out?


What interests me most?

What values matter to me?

What skills do I want to develop?


What future possibilities connect to these ideas?

You may create:

 a poster

 a profile page

 a recorded explanation

 a strengths and values page

 a digital presentation

 a written reflection



You may include:

★ strengths

💡 values

🎯 goals

🌀 interests

📖 skills

🌐 future possibilities

🔍 personal observations

As you create, you may notice new connections between who you are now and the future you may want to build.

There is no single correct way to create.

Different Pathfinders may choose different ways to share their discoveries.

Reflection

How did this Curiosity Pack feel?

😍 Loved it

😊 Interesting

😐 Okay

😬 Challenging

- Pathfinders may think about:
- What did I discover about myself?
- What strengths stood out?
- What values seem most important to me?
- What future possibilities interest me?
- What would I like to explore next?

You may reflect by:

- talking
- drawing
- writing
- recording a short explanation
- creating a simple diagram

